

Brewer

Clinical Support Products

Supporting
your clinical care
in so many ways.



A single, convenient source for so many solutions.

Brewer understands that you need more than quality power tables to equip your exam and procedure rooms for success. That's why we offer a broad selection of ruggedly constructed clinical support solutions to complete your clinical care space. Each product is manufactured to Brewer's rigorous quality standards for design, materials and craftsmanship to provide the reliable, trouble-free service you need. Plus, all our clinical support products are backed by a standard 5-Year Warranty for added peace of mind.



Hampers & Carts

Durable designs you can depend on.

18" Round Linen Hamper (45.7 cm)

Durable steel construction with white powder-coat finish. Dimensions: 35.5" H x 18.25" outside diameter (90.2 cm x 46.3 cm).

Model 33330

Accessories

- 31331 - 18" Rope style
10 oz. cotton bag
- 34000 - Bag holder



18" Tilt-Top Round Linen Hamper (45.7 cm)

Durable steel construction with white powder-coat finish. Step-on pedal for hands-free use. Dimensions: 35.75" H x 18" outside diameter (90.6 cm x 45.7 cm).

Model 33334

Accessories

- 31331 - 18" Rope style
10 oz. cotton bag
- 34000 - Bag holder



Multi Purpose Cart

Strong steel frame with durable white powder coat finish. Total weight capacity: 50 lbs (22.7 kg). Dimensions with handle:

37.5" H x 19.5" W x 29" D (95.3 cm x 49.5 cm x 73.6 cm). Baskets sold separately.

Models

- 63400 - Cart frame only
- 63021 - 12" White powder coat wire basket
- 63020-1 - 6" White powder coat wire basket (1 per carton)
- 63020-2 - 6" white powder coat wire basket (2 per carton)



Adjustable Folding Linen Hamper

Holds 18", 22" or 25" diameter bags (45.7 cm, 55.9 cm or 63.5 cm). Features durable white powder-coat finish. Folds for compact storage. Dimensions: 37" H x 20" x 20" D (93.9 cm x 50.8 cm x 50.8 cm).

Model 33395

Accessories

- 31331 - 18" Rope style
10 oz. cotton bag
- 31341 - 25" Rope style
10 oz. cotton bag



Plastic Utility Cart

Includes three ABS plastic shelves, 16" W x 21.75" L (40.6 cm x 55.3 cm). Total weight capacity: 200 lbs (90.7 kg). Dimensions with handle: 28" L x 17.5" W x 28" H (71.1 cm x 44.5 cm x 71.1 cm).

Model 63530



Stainless Steel All Purpose Cart

Features non-corrosive stainless steel construction & three 15.5" W x 24" L (39.4 cm x 61 cm) shelves. Total weight capacity: 300 lbs (136 kg). Dimensions with handle: 28" L x 16.5" W x 32" H (71.1 cm x 41.9 cm x 81.3 cm).

Model 63500



Tilt-Top Square Hamper

Open design for easy unloading. Step-on pedal for hands-free use. White powder-coat finish. Built-in bag holder supports heavy-duty bags. Dimensions: 38" H x 18.5" W x 19.5" D (96.5 cm x 47 cm x 49.5 cm).

Model 11410

Accessories

- 31331 - 18" Rope style
10 oz. cotton bag



Mobile Equipment Cart

Powder coated steel cabinet with integral handles, locking casters, & rubber bumpers to prevent wall damage. Has three small drawers & one large drawer. Dimensions: 34.4" H x 24.2" W x 21.6" D (87.4 cm x 61.5 cm x 54.9 cm).

Model 63100

Accessories

- 100407 - Drawer dividers



Step Stools

Designed & built to support confident care.



Step Stool

Features rugged, steel construction with durable, black powder-coat finish and a skid-resistant rubber mat for safety. Dimensions: 9" H x 11.25" W x 14.25 L (22.8 cm x 28.6 cm x 36.2 cm). With handrail, total height is 35.25" (89.5 cm). Weight capacity: 350 lbs (158 kg).



Models

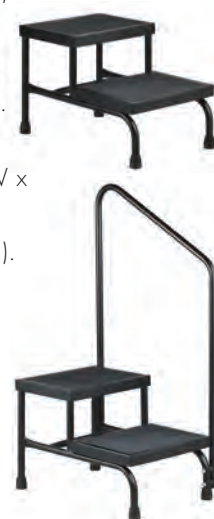
- 11200-1 - 1 Stool per box
- 11200-2 - 2 Stools per box
- 11220 - w/Hand rail

Accessories

- 99121 - Replacement crutch tips (set of 4)

Two-Step, Step Stool

Features heavy-duty, steel construction with durable, black powder-coat finish and a skid-resistant rubber mat for safety. Dimensions (1st step): 9" H x 12" W x 16 L (22.9 cm x 30.5 cm x 40.6 cm). Dimensions (2nd step): 7" H x 12" W x 16 L (17.8 cm x 30.5 cm x 40.6 cm). With handrail, total height is 44" (111.8 cm). Weight capacity: 600 lbs (272 kg).



Models

- 31200 - Step stool
- 31220 - Step stool w/hand rail

Accessories

- 50016-1 - Hand rail

Bariatric Step Stool

Features heavy-duty, steel construction with durable, black powder-coat finish and a skid-resistant rubber mat for safety. Dimensions: 9.25" H x 11.25" W x 14.25 L (23.5 cm x 28.6 cm x 36.2 cm). With handrail, total height is 34" (86.4 cm). Weight capacity: 600 lbs (272 kg).



Models

- 21200 - Step stool
- 21220 - Step stool w/hand rail


Accessories

- 99121 - Replacement crutch tips (set of 4)

Instrument Stands, Tables & Kick Bucket

Mobile Instrument Stand

Adjustable height from 29"-47.5" (73.6 cm-120.7 cm) for comfortable use sitting or standing. Removable stainless steel tray: 19.2" x 12.7" x 0.75" (48.8 cm x 32.3 cm x 1.9 cm).



Model 43465

Accessories

- 2102568 - Replacement tray

Mayo Instrument Stand

U-shaped base minimizes interference during procedures. Adjustable height from 31"-48.5" (78.7 cm-123.2 cm). Removable stainless steel tray: 19.2" x 12.7" x 0.75" (48.8 cm x 32.3 cm x 1.9 cm).



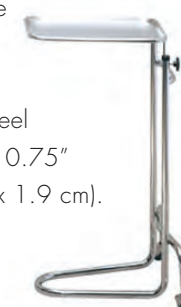
Model 43460

Accessories

- 2102568 - Replacement tray

Mayo Instrument Stand

"California" style base for easy positioning. Adjustable height from 34"-52" (86.4 cm-132.1 cm). Removable stainless steel tray: 19.2" x 12.7" x 0.75" (48.8 cm x 32.3 cm x 1.9 cm).




Model 11100

Accessories

- 2102568 - Replacement tray

Stainless Steel Mayo Stand

Features non-corrosive stainless steel construction. Adjustable height from 31"-48.5" (78.7 cm-123.2 cm). Removable stainless steel tray: 19.2" x 12.7" x 0.75" (48.8 cm x 32.3 cm x 1.9 cm).




Model 48461

Accessories

- 2102568 - Replacement tray

"U" Base Table

"U" base fits easily in restricted spaces. Offers convenient, spring-loaded height adjustment from 28.5"-43.25" (72.4 cm-109.9 cm). Top measures 15" x 30" (38.1 cm x 76.2 cm).



Models

- 11620 - w/Walnut grain laminate top & chrome base
- 11630 - w/Gray laminate top & gray epoxy finish on base

Kick Bucket w/Frame

Features non-corrosive stainless steel construction. Heavy-duty design includes 360° rubber bumper on frame 13 quart size (3.25 gallon).



Model 48711

- 48712 - Kick bucket only
- 48714 - Kick bucket frame only

Low "H" Base Table

Designed for low care beds. Features spring-loaded height adjustment. With casters: 19.375"-26.5" (49.2 cm-67.3 cm). With glides: 17.625"-24.5" (44.8 cm-62.2 cm). Top measures 15" x 30" (38.1 cm x 76.2 cm).



Model

- 11640 - w/Walnut grain laminate top & chrome base

"H" Base Table

Offers convenient, spring-loaded height adjustment from 28.5"-43.25" (72.4 cm-109.9 cm). Top measures 15" x 30" (38.1 cm x 76.2 cm).



Models

- 11600 - w/Gray laminate top & gray epoxy finish on base
- 11610 - w/Walnut grain laminate top & chrome base

Pump Stands, IV Poles & Waste Cans

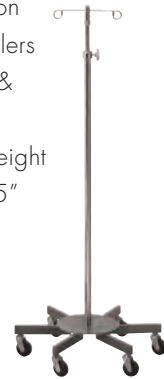
Quality that stands the test of time.

Large Infusion Pump Stand

Our 25.5" diameter (64.8 cm) design delivers the most stable base available, handling up to four infusion pumps and/ or IV controllers (w/ accessories 43433 & 43430). Exclusive "No Loss" knob allows easy height adjustment from 55"-96.5" (139.7 cm-245.1 cm).

Models

- 43408 - 2 Ram's horn hook
- 43409 - 4 Ram's horn hook



Heavy Base Four-Leg IV Pole

Features tough, four-leg epoxy-coated steel base with 22" (55.9 cm) diameter, wall-protecting rubber bumpers on the legs, and exclusive "No Loss" knob for easy height adjustment from 51.5"-93" (130.8 cm-236.2 cm).

Models

- 43403 - 2 Ram's horn hook
- 43406 - 4 Ram's horn hook



Short Wheel Infusion Pump Stand

Stable, space-saving design features heavy center weight with only a 17.5" diameter (44.5 cm) and exclusive "No Loss" knob for easy height adjustment from 54"-96.5" (137.2 cm-245.1 cm).

Models

- 43416 - 2 Ram's horn hook
- 43417 - 4 Ram's horn hook



Aluminum Base Five-Leg IV Pole

Includes five-leg cast aluminum base with 22.25" (56.5 cm) diameter, and exclusive "No Loss" knob for easy height adjustment from 52"-93" (132 cm-236.2 cm).

Models

- 11350 - 2 Ram's horn hook
- 11360 - 4 Ram's horn hook



Two-Hook Four-Leg IV Pole

Offers four-leg, epoxy-coated steel base with 22" (55.9 cm) diameter and easy, twist-lock height adjustment from 51"-92" (129.5 cm-233.6 cm).

Model

- 11300 - 2 Ram's horn hook



Accessories for 43416, 43417, 43408, 43409

The following accessories all attach with the #43433 clamp, which is sold separately.

Universal Clamp

Offers fast, flexible attachment & positioning of accessories with setscrew locks.

Model 43433



Oxygen Cylinder Holder

Holds "D" & "E" size tanks. Ideal for ambulatory patients.

Model 43429



Infusion Pump Frame

Mount up to four pumps on a single stand. Easily mount, adjust and remove pump rack. Only for use with infusion pump stands #43408 and #43409.

Model 43430

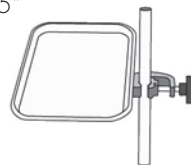
*Two 43433 clamps needed.



Add-A-Tray

Removable stainless steel tray measures 9.75" x 13.5" x 0.75" (48.9 cm x 32.1 cm x 1.9 cm).

Model 43431



Large Round Steel Waste Can
32 Quart (8 Gallon) Models

- 45266 - White enamel finish
- 45267 - Red enamel finish
- 45268 - Beige enamel finish
- 45269 - Stainless steel finish



Square Steel Waste Can
32 Quart (8 Gallon) Models

- 35266 - White enamel finish
- 35267 - Red enamel finish
- 35268 - Beige enamel finish



Rectangular Plastic Waste Can
52 Quart (13 Gallon) Models

- 25266 - White plastic
- 25267 - Red plastic
- 25268 - Beige plastic



20 Quart (5 Gallon) Models

- 35269 - White enamel finish
- 35270 - Red enamel finish
- 35271 - Beige enamel finish

32 Quart (8 Gallon) Models

- 25269 - White plastic
- 25270 - Red plastic
- 25271 - Beige plastic

Task Lighting

Brilliant additions to any clinical care setting.

Brewer offers a broad range of solutions to meet your room lighting needs. All feature flexible, "no-drift," gooseneck arms for precise positioning.

LED ECO-Series

Combines premium performance with a low cost of ownership.

This eco-friendly LED light consumes significantly less energy than halogens and its 50,000-hour bulb life is twice that of other LED task lights available. Efficient power consumption also means it remains cooler to the touch.

Yet it provides an industry-best, bright white light (more than 20,000 lux / 880 Lumens with a 5" diameter beam at 18") to drive clinical efficiency. Color temperature is 4000°-6000° Kelvin.

Models 19100

200165 - Optional five-caster base

2102755 - Replacement bulb
(50,000-hour bulb life)

Incandescent Series

Advanced reflector system provides shadow-free, crisp white light. Includes a 25-Watt incandescent bulb.

Features a non-metallic head to eliminate surface heat.

Model 17100

200165 - Optional five-caster base

001525 - 25-Watt replacement bulb
(500-hour bulb life)



Halogen 35 Series

Delivers crisp, white light (1,500 Footcandles at 24" [61 cm]). High-intensity, low-voltage 35-Watt bulb included (Color temperature is 3000° Kelvin).

Features a non-metallic head to eliminate surface heat; dichroic film-coated reflectors filter out 80% of beam heat; and heat sink technology removes bulb socket heat to help keep the housing cooler to the touch.

Model 18100

200165 - Optional five-caster base

001635 - 35-Watt replacement bulb
(4,000-hour bulb life)



Chrome Series

Accepts 10 to 40-Watt incandescent bulb (not included).

Features a durable chrome finish throughout.

Model 11500



Brewer

The Brewer Company, LLC
N88 W13901 Main Street, Suite 100
Menomonee Falls, WI 53051

1.888.273.9371
www.brewercompany.com

